

Scaled data based on original data using
LM-79-2019 Approved Method: Electrical and Photometric Measurements of Solid-
State Lighting Products

Test Report Prepared for
Cooper Lighting Solutions

Brand: STREETWORKS

Report Number: P385398

Luminaire Tested: GAW-SA1A-722-U-5MQ

Issue Date: 3/3/2020

Test Information

Test Method: LM-79-2019
Report Number: P385398
TEST IS SCALED FROM IESNA LM-79-08 TEST DATA (G2-1903-205-6)
Test Lab: INNOVATION CENTER
Issue Date: 3/3/2020
Manufacturer: COOPER LIGHTING SOLUTIONS
Product Line: STREETWORKS
Catalog Number: GAW-SA1A-722-U-5MQ
Description: GALLEON WALL LUMINAIRE
(1) 70 CRI, 2200K, 615mA LIGHTSQUARE WITH 16 LEDS AND TYPE V MEDIUM OPTICS
Light Source: -
Ballast/Driver: ELECTRONIC DRIVER

Summary

Lumens per Lamp: N/A
Luminaire Lumens: 3843 lumens
Efficiency: N/A
Efficacy: 113.0 lumens/watt
Luminous Opening: Rectangular (W 0.5' x L: 0.5' x H: 0')
IES Classification: Type V - Short
BUG Rating: B2 - U0 - G1

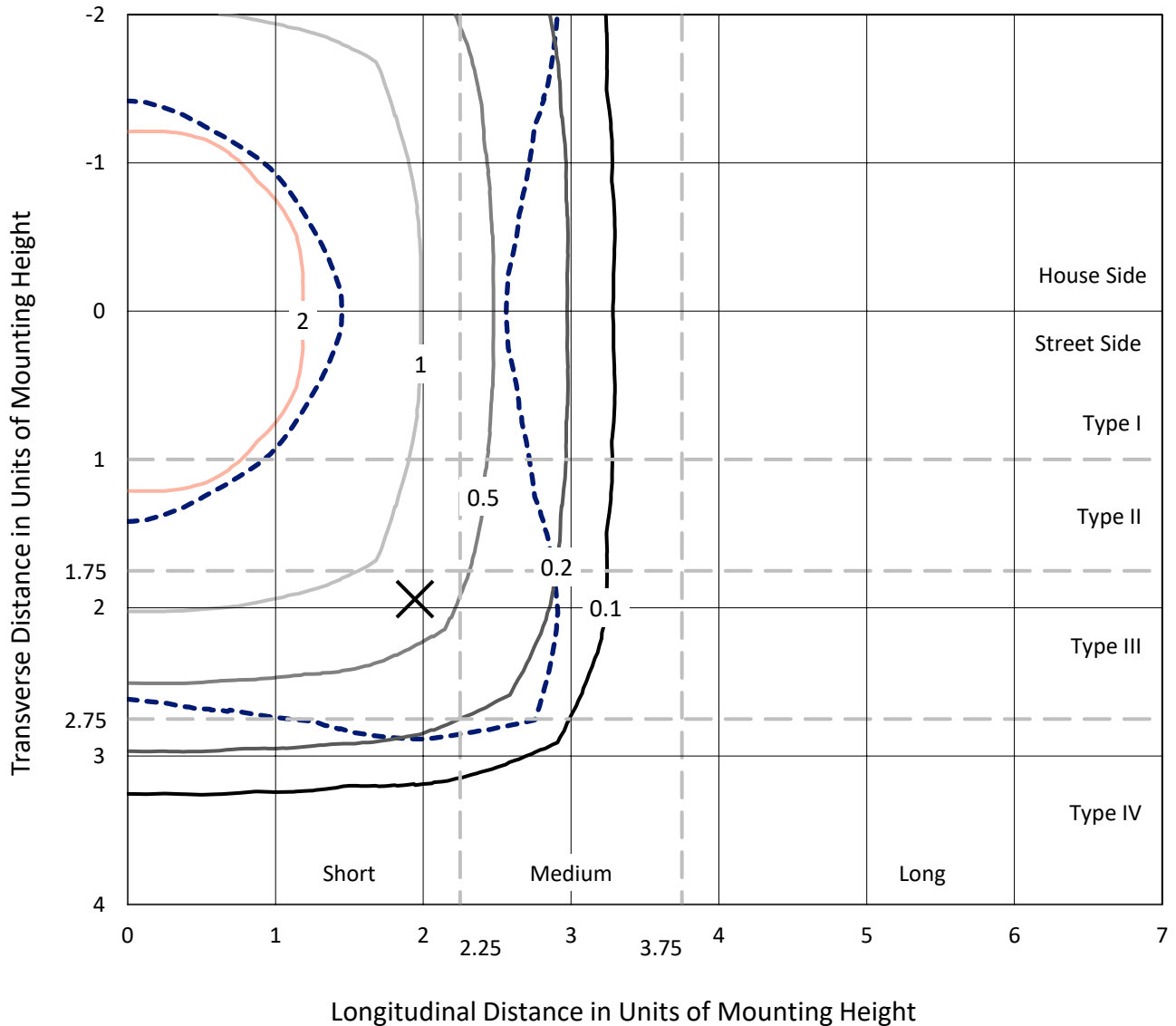
Input Watts (W): 34
Input Voltage (V): NR
Input Current (Ain): NR
Voltage Rise (V): NR
Power Factor: NR
Total Harmonic Distortion (THDi): NR
Frequency (hertz): 60
Stabilization Time: NR
Operation Time: NR
Ambient Temperature (°C): NR
Test Distance: 28.75 FT



REPORT NUMBER: P385398
 CATALOG NUMBER: GAW-SA1A-722-U-5MQ

Iso-Footcandle Lines of Horizontal Illumination

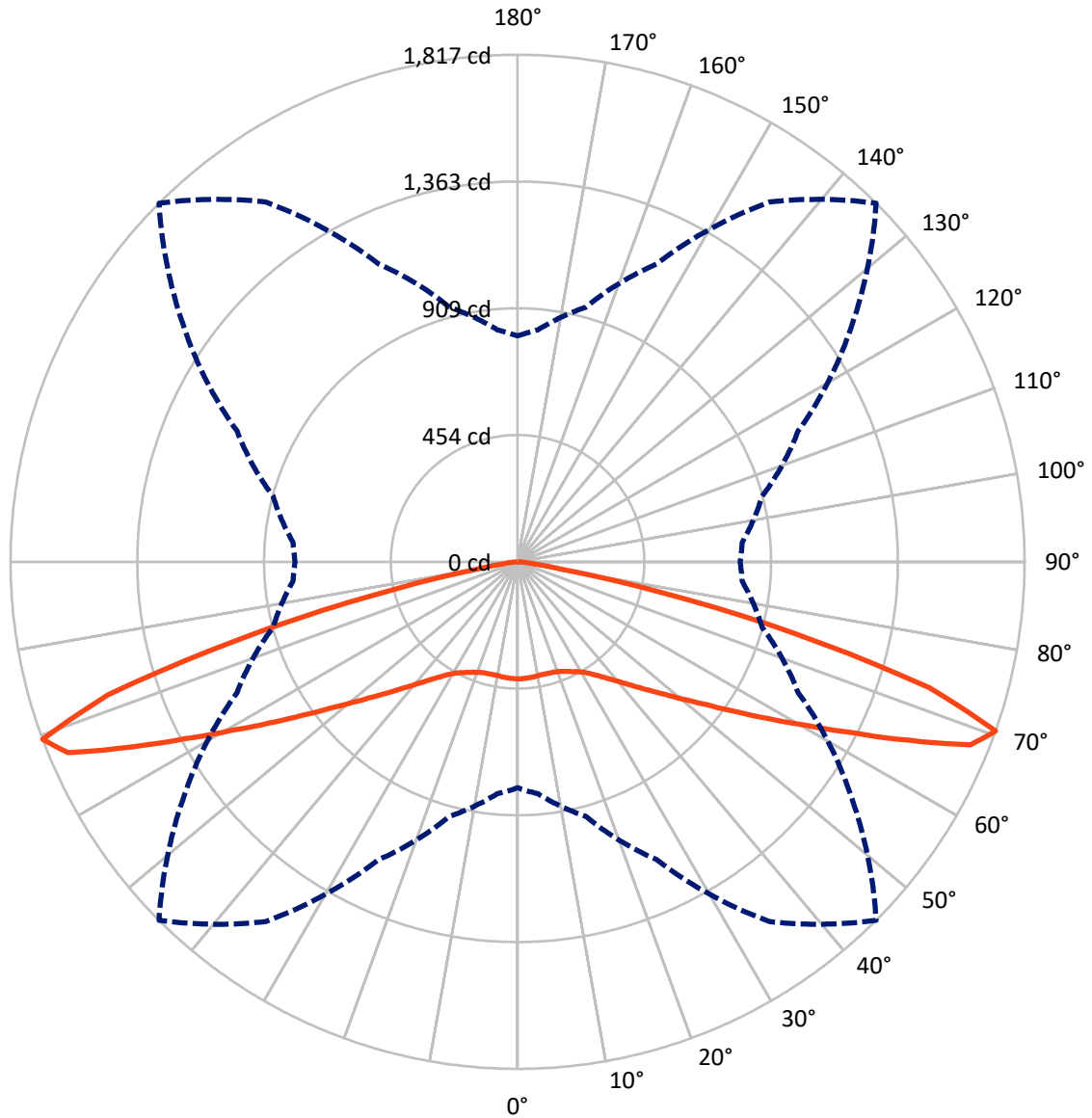
✕ Max cd
 - - - 1/2 Max cd



Based on 10 foot mounting height. Maximum calculated value = 4.2 fc
 Type V - Short - N/A

REPORT NUMBER: P385398
CATALOG NUMBER: GAW-SA1A-722-U-5MQ

Luminous Intensity Polar Plot



— Vertical Plane Through 45-Deg Lateral - - - Horizontal Cone Through 70-Deg Vertical

REPORT NUMBER: P385398
 CATALOG NUMBER: GAW-SA1A-722-U-5MQ

FLUX DISTRIBUTION:

		Downward	Upward	Total
House Side	Lumens	1921.5	0.0	1921.5
	% Fixture	50.0	0.0	50.0
Street Side	Lumens	1921.5	0.0	1921.5
	% Fixture	50.0	0.0	50.0
Total	Lumens	3843.0	0.0	3843.0
	% Fixture	100.0	0.0	100.0

ZONAL LUMENS:

Zone	Lumens	% Fixture
0°-10°	39.8	1.0
10°-20°	116.7	3.0
20°-30°	198.7	5.2
30°-40°	315.1	8.2
40°-50°	512.7	13.3
50°-60°	845.4	22.0
60°-70°	1241.1	32.3
70°-80°	548.8	14.3
80°-90°	24.9	0.6
90°-100°	0.0	0.0
100°-110°	0.0	0.0
110°-120°	0.0	0.0
120°-130°	0.0	0.0
130°-140°	0.0	0.0
140°-150°	0.0	0.0
150°-160°	0.0	0.0
160°-170°	0.0	0.0
170°-180°	0.0	0.0
0°-90°	3843.0	100.0
0°-180°	3843.0	100.0

Coefficient of Utilization



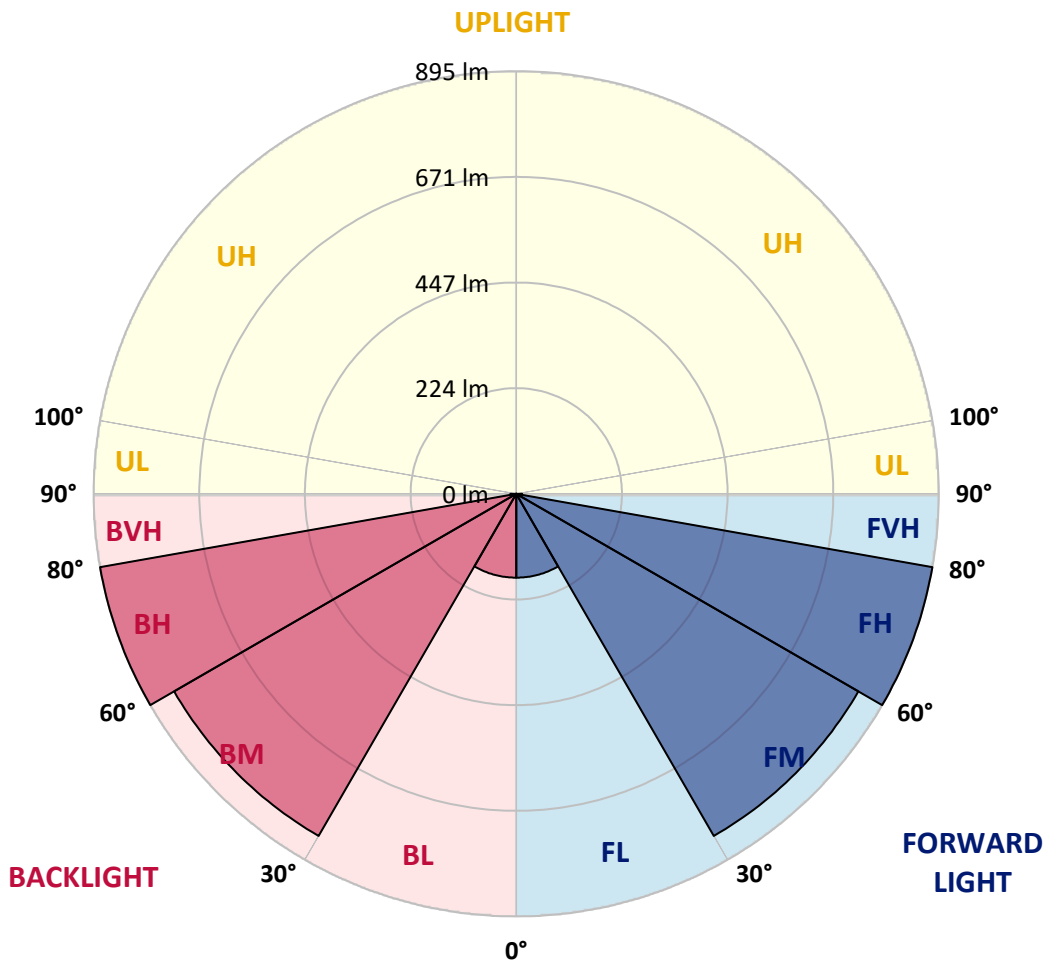
REPORT NUMBER: P385398
 CATALOG NUMBER: GAW-SA1A-722-U-5MQ

LUMINAIRE CLASSIFICATION SYSTEM LUMEN TABLE AND BUG RATING:

Zone	Lumens	% Fixture	Zone Rating/Lumen Limit		
			B	U	G
FL (0°-30°)	177.6	4.6			
FM (30°-60°)	836.6	21.8			
FH (60°-80°)	894.9	23.3			G1/1800
FVH (80°-90°)	12.4	0.3			G1/100
BL (0°-30°)	177.6	4.6	B1/500		
BM (30°-60°)	836.6	21.8	B1/1000		
BH (60°-80°)	894.9	23.3	B2/1000		G1/1800
BVH (80°-90°)	12.4	0.3			G1/100
UL (90°-100°)	0.0	0.0		U0/0	
UH (100°-180°)	0.0	0.0		U0/0	

BUG Rating: B2-U0-G1

Type V Short





REPORT NUMBER: P385398
 CATALOG NUMBER: GAW-SA1A-722-U-5MQ

CANDELA DISTRIBUTION (FULL):

	0°	5°	15°	25°	35°	45°	55°	65°	75°	85°	90°
0°	419.7	419.7	419.7	419.7	419.7	419.7	419.7	419.7	419.7	419.7	419.7
2.5°	419.1	418.7	419.6	419.5	418.7	418.8	418.8	419.2	419.2	419.0	419.0
5°	417.6	417.3	418.3	418.3	417.6	417.8	418.1	418.4	418.3	418.1	417.9
7.5°	415.6	415.5	416.5	416.5	416.0	416.3	416.0	416.2	415.9	415.6	415.3
10°	412.5	412.7	413.6	413.9	413.9	414.0	413.7	413.1	412.7	412.3	412.0
12.5°	409.5	409.4	410.7	411.3	412.3	413.5	412.7	410.9	410.2	409.4	409.2
15°	407.6	407.8	409.0	410.2	412.0	414.4	413.5	410.7	409.2	408.3	408.0
17.5°	407.3	407.5	409.2	411.2	413.1	415.8	415.3	412.5	409.9	408.3	407.9
20°	408.1	408.3	410.8	413.7	417.0	419.6	418.4	415.4	412.0	409.4	408.8
22.5°	409.8	410.3	413.5	418.1	423.1	426.6	425.2	420.0	414.6	411.4	410.6
25°	415.0	415.1	419.5	425.7	431.8	435.7	434.1	426.7	419.8	416.3	415.1
27.5°	425.8	426.2	430.5	437.8	443.0	445.5	444.5	438.5	432.7	428.9	429.3
30°	441.5	442.0	446.8	454.8	458.0	458.6	458.4	455.6	450.2	445.2	445.5
32.5°	460.5	460.8	467.3	474.5	477.1	477.6	477.1	474.5	468.2	461.3	461.7
35°	485.1	485.9	492.1	499.1	501.1	502.1	501.2	497.9	491.3	484.6	484.3
37.5°	515.4	515.5	522.0	529.2	531.8	532.0	531.0	528.8	520.6	514.5	514.1
40°	550.5	551.0	558.6	566.4	567.4	566.2	567.6	566.4	557.8	550.8	552.0
42.5°	593.2	594.3	603.5	611.1	608.2	607.6	608.5	608.8	602.0	593.5	592.7
45°	642.9	643.9	655.4	661.5	659.6	655.4	657.2	660.2	650.7	640.1	641.1
47.5°	699.7	702.2	714.4	720.1	715.4	709.7	713.1	717.7	706.5	693.4	692.8
50°	762.7	765.9	782.2	790.2	785.5	774.9	780.7	783.7	767.6	750.7	749.3
52.5°	830.0	833.2	853.7	870.2	867.2	850.8	858.8	855.6	837.0	814.2	812.5
55°	906.2	907.5	929.6	956.3	959.4	947.3	946.8	941.6	914.1	887.8	886.5
57.5°	984.6	985.4	1014.1	1045.6	1060.0	1060.0	1045.7	1034.7	998.2	967.6	964.5
60°	1069.1	1072.3	1104.0	1146.8	1180.4	1190.3	1165.2	1135.0	1095.3	1058.1	1054.4
62.5°	1144.4	1148.1	1196.6	1260.4	1314.3	1350.5	1288.9	1239.8	1167.6	1107.8	1100.8
65°	1154.0	1163.9	1234.5	1350.1	1470.8	1542.9	1424.9	1303.9	1172.3	1089.2	1082.1
67.5°	1053.9	1070.7	1166.0	1346.0	1595.4	1750.2	1511.7	1267.3	1087.8	996.0	988.1
70°	809.8	834.2	944.2	1177.4	1573.9	1817.0	1457.3	1109.4	907.0	808.1	797.1
72.5°	444.3	454.3	553.3	806.2	1261.8	1544.0	1215.5	820.4	601.5	489.4	470.8
75°	140.9	144.5	194.8	329.9	713.8	1022.7	772.1	402.7	221.7	163.4	161.5
77.5°	62.6	63.0	70.5	96.3	245.9	518.2	295.3	109.6	75.5	66.0	68.2
80°	39.6	39.6	43.6	47.7	66.9	150.5	79.9	52.1	44.5	41.3	42.2
82.5°	19.0	21.0	28.4	30.5	36.8	50.6	41.0	34.1	29.8	22.1	20.6
85°	12.5	10.4	17.9	20.2	21.4	24.3	23.8	22.5	19.5	11.1	12.3
87.5°	5.6	5.3	9.3	8.5	8.0	6.1	9.2	11.3	10.9	5.5	5.5
90°	0.0	0.0	0.0	0.0	0.0	0.0	0.0	0.0	0.0	0.0	0.0

(END OF REPORT)